

































THE LIST

CHIEF EXECUTIVE COMPENSATION

LABJ Index companies, ranked by 2017 total company compensation
(all dollar figures in thousands)

▶ NEXT WEEK

The Largest International Companies
with U.S. Headquarters in L.A. County

Rank	Executive • name • title • company name	Total Company Compensation • dollar value ¹ • percent change from 2016	Components of Total Company Compensation					Options Exercised	Grants Vested	Aggregate • dollar value ³ • percent change from 2016	Image
			Salary	Bonus	Stock Awards	Option Awards	All Other Compensation ²				
1	 Evan Spiegel CEO, Co-Founder Snap Inc.	\$637,791 26,421%	\$98	\$0	\$636,613	\$0	\$1,080	\$0	\$0	\$637,791 26,421%	
2	 Antony Ressler CEO, 1997-12/2017 Ares Management	108,904 16	0	0	0	0	108,904	0	0	108,904 16	
3	 Michael Rapino CEO, President Live Nation Entertainment Inc.	70,616 577	2,417	7,767	58,632	1,721	80	19,375	1,210	91,201 568	
4	 Robert Iger CEO, Chairman Walt Disney Co.	36,284 -17	2,500	15,200	8,984	8,298	1,301	34,564	18,507	89,354 30	
5	 Jon Feltheimer CEO Lions Gate Entertainment Corp.	35,337 223	1,500	12,000	5,400	16,287	149	10,941	7,009	53,287 201	
6	 Margaret Georgiadis CEO, 2/2017-4/2018 Mattel Inc.	31,275 N/A	1,344	1,500	20,264	7,785	382	0	7,949	39,224 N/A	
7	 Robert Kotick CEO, President Activision Blizzard Inc.	28,698 -13	1,750	2,809	19,554	4,499	87	129,131	0	157,829 91	
8	 William McMorrow CEO, Chairman Kennedy-Wilson Holdings Inc.	20,822 10	1,500	10,000	7,070	0	2,253	0	19,378	40,200 50	
9	 Joseph Zubretsky CEO, President Molina Healthcare Inc.	19,739 N/A	175	4,000	0	15,536	28	0	0	19,739 N/A	
10	 J. Mario Molina CEO and President, 12/1996-5/ 2017 Molina Healthcare Inc.	16,998 69	441	0	9,944	0	6,613	0	24,087	41,085 215	
11	 Robert Bradway CEO, President, Chairman Amgen Inc.	16,900 0	1,556	2,683	8,400	3,600	661	0	14,213	31,112 -31	
12	 Michael Burke CEO, Chairman Aecom	16,584 10	1,355	3,330	11,395	0	504	381	10,435	27,399 33	
13	 Jay Wintrob CEO Oaktree Capital Group	15,584 151	0	0	7,506	0	8,079	0	1,259	16,843 133	
14	 Arthur Coppola CEO, Chairman Macerich Co.	12,835 -5	1,000	0	11,615	0	220	0	4,511	17,346 -9	
15	 Ronald Tutor CEO, Chairman Tutor Perini Corp.	12,761 -1	1,750	3,588	4,553	2,001	870	0	9,211	21,972 70	
16	 Joel Marcus⁴ CEO, Chairman Alexandria Real Estate Equities Inc.	12,243 8	980	2,205	7,336	0	1,722	0	14,450	26,693 74	

¹ Includes salary, bonus, new stock grants and options, and other compensation.

² Includes change in pension non-qualified deferred compensation earnings.

³ Includes total company compensation plus the value of options exercised and stock grants that vested during the fiscal year.

⁴ Appointed Chairman effective April, 2018.

N/A - Not Applicable Note: Dollar figures in thousands. Information for this list was taken from Securities and Exchange

Commission filings. Bonus category includes both performance-based and cash bonuses. To the best of our knowledge, this information is accurate as of press time. While every effort is made to ensure the accuracy and thoroughness of the list, omissions and typographical errors sometimes occur. Please send corrections or additions on company letterhead to the Research Department, Los Angeles Business Journal, 5700 Wilshire Blvd., Suite 170, Los Angeles 90036. ©2018 Los Angeles Business Journal. This list may not be reprinted in whole or in part without prior written permission from the editor. Reprints are available from Wright's Media (877) 652-5295.

CHIEF EXECUTIVE COMPENSATION

Rank	Executive • name • title • company name	Total Company Compensation • dollar value ¹ • percent change from 2016	Components of Total Company Compensation					Options Exercised	Grants Vested	Aggregate • dollar value ³ • percent change from 2016	Image
			Salary	Bonus	Stock Awards	Option Awards	All Other Compensation ²				
17	 John Kilroy, Jr. CEO, President Kilroy Realty Corp.	\$11,429 0%	\$1,225	\$3,800	\$5,872	\$0	\$531	\$4,315	\$13,341	\$29,085 31%	
18	 Gregg Mollins CEO, President Reliance Steel & Aluminum Co.	11,358 10	1,075	1,870	6,635	0	1,778	0	1,869	13,226 17	
19	 Ronald Havner, Jr. CEO, Chairman Public Storage	10,507 -6	1,000	1,500	5,656	2,340	11	11,430	7,696	29,633 63	
20	 Jeffrey Mezger CEO, President, Chairman KB Home	9,945 11	1,063	4,378	4,000	0	504	521	11,138	21,603 63	
21	 Pedro Pizarro CEO, President Edison International	9,755 74	1,172	1,470	2,672	2,672	1,769	0	613	10,368 71	
22	 Michael Barrett CEO, President Rubicon Project Inc.	9,208 N/A	408	315	6,375	2,110	0	0	0	9,208 N/A	
23	 David Hirz CEO, President Smart & Final Stores Inc.	9,072 154	950	1,376	5,503	1,207	35	4,480	329	13,881 18	
24	 Mitchell Butier CEO, President Avery Dennison Corp.	8,959 -9	1,125	2,408	4,864	0	563	5,047	5,073	19,079 18	
25	 Jordan Kaplan CEO, President Douglas Emmett Inc.	8,732 10	1,000	0	7,699	0	32	49,462	10,705	68,898 6	
26	 Victor Herrero CEO Guess Inc.	8,644 112	1,200	3,600	3,800	0	44	0	1,423	10,067 101	
27	 Robert Sulentic CEO, President CBRE Group Inc.	8,610 74	990	2,486	5,130	0	5	0	5,825	14,435 54	
28	 Robert Mehrabian CEO, President, Chairman Teledyne Technologies Inc.	8,208 11	975	2,623	907	2,423	1,280	0	972	9,180 -37	
29	 Kenneth McBride CEO, Chairman Stamps.com Inc.	8,127 256	720	1,800	0	5,601	5	30,210	0	38,337 1,289	
30	 John Plueger CEO, President Air Lease Corp.	8,077 4	1,000	1,770	5,146	0	161	6,705	2,525	17,307 71	
31	 Robert Greenberg CEO, Chairman Skechers USA Inc.	7,765 -16	4,231	3,004	0	0	530	0	1,910	9,675 -10	
32	 Peter Dameris CEO Asgn Inc.	7,721 6	972	1,870	4,868	0	10	0	12,567	20,287 60	
33	 Dominic Ng CEO, Chairman East West Bancorp Inc.	7,434 -14	1,165	2,068	4,146	0	55	0	9,679	17,113 48	

¹ Includes salary, bonus, new stock grants and options, and other compensation.

² Includes change in pension non-qualified deferred compensation earnings.

³ Includes total company compensation plus the value of options exercised and stock grants that vested during the fiscal year.

N/A - Not Applicable Note: Dollar figures in thousands. Information for this list was taken from Securities and Exchange Commission filings. Bonus category includes both performance-based and cash bonuses. To the best of our knowledge,

this information is accurate as of press time. While every effort is made to ensure the accuracy and thoroughness of the list, omissions and typographical errors sometimes occur. Please send corrections or additions on company letterhead to the Research Department, Los Angeles Business Journal, 5700 Wilshire Blvd., Suite 170, Los Angeles 90036. ©2018 Los Angeles Business Journal. This list may not be reprinted in whole or in part without prior written permission from the editor. Reprints are available from Wright's Media (877) 652-5295.

CHIEF EXECUTIVE COMPENSATION *Continued from page 15*

Rank	Executive • name • title • company name	Total Company Compensation • dollar value ¹ • percent change from 2016	Components of Total Company Compensation					Options Exercised	Grants Vested	Aggregate • dollar value ³ • percent change from 2016	Image
			Salary	Bonus	Stock Awards	Option Awards	All Other Compensation ²				
34	 Deepak Chopra CEO, President, Chairman OSI Systems Inc.	\$7,078 3%	\$1,000	\$1,250	\$4,317	\$0	\$512	\$0	\$8,741	\$15,820 -13%	
35	 Stephen Joyce CEO Dine Brands Global Inc.	7,013 N/A	285	750	4,827	1,076	76	0	0	7,013 N/A	
36	 Richard Goudis CEO Herbalife Ltd.	6,640 93	874	735	3,194	1,806	31	0	0	6,640 93	
37	 Mohan Maheswaran CEO, President Semtech Corp.	6,465 34	600	733	5,070	0	62	0	5,635	12,100 83	
38	 Julia Stewart CEO, 5/2002-3/2017 Dine Brands Global Inc.	6,138 36	265	0	0	0	5,872	0	2,455	8,593 47	
39	 Victor Coleman CEO, President, Chairman Hudson Pacific Properties Inc.	6,017 7	725	1,450	3,827	0	15	0	7,471	13,488 7	
40	 David Spector CEO, President PennyMac Financial Services Inc.	5,978 -3	742	3,000	1,567	495	175	0	1,764	7,742 18	
41	 Stephen Berman CEO, President, Secretary Jakks Pacific Inc.	5,755 180	1,475	750	3,500	0	30	0	0	5,755 180	
42	 Matthew Wagner CEO PacWest Bancorp	5,608 8	979	1,356	2,950	0	323	0	2,313	7,921 22	
43	 Adam Miller CEO, President Cornerstone OnDemand	5,602 5	500	374	4,729	0	0	508	403	6,514 22	
44	 Dan Batrack CEO, Chairman Tetra Tech Inc.	5,396 -6	922	1,063	2,600	773	38	6,965	1,456	13,817 87	
45	 Nehemia Zucker CEO, 5/2008-12/2017 J2 Global Inc.	5,385 6	1,082	692	3,584	0	27	0	11,515	16,900 131	
46	 Michael Johnson CEO, 4/2003-5/2017 Herbalife Ltd.	5,351 -51	902	1,618	0	2,500	330	72,230	0	77,581 613	
47	 David Overton CEO, Chairman Cheesecake Factory Inc.	5,127 -14	995	274	2,673	1,094	92	0	2,453	7,580 -63	
48	 Chip Perry CEO, President TrueCar Inc.	5,086 137	800	195	790	2,818	483	0	2,577	7,663 257	
49	 Bassil Dahiyat CEO, President, Director Xencor Inc.	5,000 76	525	271	0	4,202	1	0	0	5,000 76	
50	 Todd Stevens CEO, President California Resources Corp.	4,855 18	825	1,170	2,400	0	460	0	702	5,557 25	

¹ Includes salary, bonus, new stock grants and options, and other compensation.

² Includes change in pension non-qualified deferred compensation earnings.

³ Includes total company compensation plus the value of options exercised and stock grants that vested during the fiscal year.

N/A - Not Applicable Note: Dollar figures in thousands. Information for this list was taken from Securities and Exchange Commission filings. Bonus category includes both performance-based and cash bonuses. To the best of our knowledge,

this information is accurate as of press time. While every effort is made to ensure the accuracy and thoroughness of the list, omissions and typographical errors sometimes occur. Please send corrections or additions on company letterhead to the Research Department, Los Angeles Business Journal, 5700 Wilshire Blvd., Suite 170, Los Angeles 90036. ©2018 Los Angeles Business Journal. This list may not be reprinted in whole or in part without prior written permission from the editor. Reprints are available from Wright's Media (877) 652-5295.