



THE LIST

COMMUNITY COLLEGES













Ranked by number of full-time equivalent students in fall 2017

Rank		Institution • name • address • website	Fall 2017 Enrollment • full-time equivalent ¹ • total	2016-2017 Degrees Awarded • associate	Faculty • full-time • part-time • total employees	Profile • year established	Top Executive • name • title • phone		
1		Mt. San Antonio College 1100 N. Grand Ave. Walnut 91789; mtsac.edu	13,185 37,864		2,209	1,051 306 1,357	1946	William Scroggins CEO, President (909) 274-7500	
2		Pasadena City College 1570 E. Colorado Blvd. Pasadena 91106; pasadena.edu	11,279 30,058		4,130	738 241 979	1924	Rajen Vurdien Superintendent-President (626) 585-7123	
3		Santa Monica College 1900 Pico Blvd. Santa Monica 90405; smc.edu	10,785 31,720		2,636	933 447 1,380	1929	Kathryn Jeffery CEO, President (310) 434-4000	
4		East Los Angeles College 1301 Avenida Cesar Chavez Monterey Park 91754; elac.edu	10,123 37,321		2,161	558 167 725	1945	Marvin Martinez President (323) 265-8650	
5		Long Beach City College 4901 E. Carson St. Long Beach 90808; lbcc.edu	9,282 25,823		1,531	950 274 1,224	1927	Reagan Romali Superintendent-President (562) 938-4353	
6		El Camino College 16007 Crenshaw Blvd. Torrance 90506; elcamino.edu	8,351 24,349		2,783	833 249 1,083	1947	Dena Maloney Superintendent-President 1-866-ELCAMINO	
7		Cerritos College 11110 Alondra Blvd. Norwalk 90650; cerritos.edu	8,079 23,681		1,735	737 235 972	1955	Jose Fierro Superintendent-President (562) 860-2451	
8		College of the Canyons 26455 Rockwell Canyon Road Santa Clarita 91355; canyons.edu	6,803 20,489		2,124	675 287 963	1969	Dianne Van Hook Chancellor (661) 259-7800	
9		Glendale Community College 1500 N. Verdugo Road Glendale 91208; glendale.edu	6,258 18,847		849	558 243 801	1927	David Viar Superintendent-President (818) 240-1000	
10		Los Angeles Pierce College 6201 Winnetka Ave. Woodland Hills 91371; piercecollege.edu	6,084 20,448		2,531	417 102 519	1947	Lawrence Buckley Interim President (818) 710-4100	
11		Rio Hondo College 3600 Workman Mill Road Whittier 90601; www.riohondo.edu	6,043 20,216		1,508	528 141 669	1960	Teresa Dreyfuss Superintendent-President (562) 692-0921	
12		Los Angeles Valley College 5800 Fulton Ave. Valley Glen 91401; lavc.edu	5,401 17,500		1,320	339 98 437	1949	Erika Endrijonas President (818) 947-2600	
13		Citrus College 1000 W. Foothill Blvd. Glendora 91741; citruscollege.edu	5,236 13,358		2,973	481 152 633	1915	Geraldine Perri Superintendent-President (626) 963-0323	
14		Antelope Valley College 3041 W. Avenue K Lancaster 93536; avc.edu	4,943 14,298		1,733	414 158 571	1929	Ed Knudson Superintendent-President (661) 722-6300	
15		Los Angeles Trade-Technical College 400 W. Washington Blvd. Los Angeles 90015; lattc.edu	4,804 14,559		593	362 73 434	1925	Laurence Frank President (213) 763-7000	

¹ A full-time equivalent student is a fiscal calculation used to determine the number of students enrolled in the equivalent of a full course load of units. Note: Information for this list was obtained from the California Community Colleges Office of the Chancellor and representatives of the institutions. To the best of our knowledge, this information is accurate as of press time. While every effort is made to ensure the accuracy and thoroughness of the list, omissions and typographical errors sometimes

occur. Please send corrections or additions on company letterhead to the Research Department, Los Angeles Business Journal, 5700 Wilshire Blvd., Suite 170, Los Angeles 90036. ©2018 Los Angeles Business Journal. This list may not be reprinted in whole or in part without prior written permission from the editor. Reprints are available from Wright's Media (877) 652-5295.

COMMUNITY COLLEGES

Rank		Institution • name • address • website	Fall 2017 Enrollment • full-time equivalent ¹ • total	2016-2017 Degrees Awarded • associate	Faculty • full-time • part-time • total employees	Profile • year established	Top Executive • name • title • phone	
16		Los Angeles City College 855 N. Vermont Ave. Los Angeles 90029; lacitycollege.edu	4,519 17,570	878	342 93 435	1929	Mary Gallagher President (323) 953-4000	
17		West Los Angeles College 9000 Overland Ave. Culver City 90230; wlac.edu	3,433 10,808	666	235 72 307	1969	Jim Limbaugh President (310) 287-4200	
18		Los Angeles Mission College 13356 Eldridge Ave. Sylmar 91342; lamission.edu	3,046 10,963	1,113	209 70 279	1975	Monte Perez President (818) 364-7600	
19		Los Angeles Harbor College 1111 Figueroa Place Wilmington 90744; lahc.edu	2,923 8,855	1,412	209 53 262	1949	Otto W. K. Lee President (310) 233-4000	
20		El Camino College Compton Center 1111 E. Artesia Blvd. Compton 90221; compton.edu	2,191 7,422	493	263 71 334	1927	Keith Curry CEO (310) 900-1600	
21		Los Angeles Southwest College 1600 W. Imperial Highway Los Angeles 90047; lasc.edu	2,031 7,716	793	179 56 235	1967	Seher Awan President (323) 241-5321	

¹ A full-time equivalent student is a fiscal calculation used to determine the number of students enrolled in the equivalent of a full course load of units.
Note: Information for this list was obtained from the California Community Colleges Office of the Chancellor and representatives of the institutions. To the best of our knowledge, this information is accurate as of press time. While every effort is made to ensure the accuracy and thoroughness of the list, omissions and typographical errors sometimes

occur. Please send corrections or additions on company letterhead to the Research Department, Los Angeles Business Journal, 5700 Wilshire Blvd., Suite 170, Los Angeles 90036. ©2018 Los Angeles Business Journal. This list may not be reprinted in whole or in part without prior written permission from the editor. Reprints are available from Wright's Media (877) 652-5295.