

































THE LIST

NON-CEO EXECUTIVE COMPENSATION

LABJ Index companies, ranked by 2017 total company compensation (all dollar figures in thousands)

Rank	Executive • name • title • company name	Total Company Compensation • dollar value ¹ • percent change from 2016	Components of Total Company Compensation					Options Exercised	Grants Vested	Aggregate • dollar value ³ • percent change from 2016	Image
			Salary	Bonus	Stock Awards	Option Awards	All Other Compensation ²				
1	 Imran Khan Chief Strategy Officer Snap Inc.	\$100,573 1,730%	\$442	\$0	\$100,061	\$0	\$70	\$0	\$0	\$100,573 1,730%	
2	 Chris Handman General Counsel, 5/2014-7/2017 Snap Inc.	54,417 N/A	287	0	53,804	0	326	0	0	54,417 N/A	
3	 Bennett Rosenthal Co-Founder, Partner Ares Management	54,242 22	0	0	0	0	54,242	0	0	54,242 22	
	 David Kaplan Partner Ares Management	54,242 22	0	0	0	0	54,242	0	0	54,242 22	
5	 Joe Berchtold President Live Nation Entertainment Inc.	28,794 731	1,100	1,100	25,686	823	85	633	1,339	30,766 604	
6	 Michael Burns Vice Chairman Lions Gate Entertainment Corp.	26,945 134	1,000	9,000	4,667	12,223	56	11,729	6,451	45,125 154	
7	 Michael Arougheti ⁴ President, Co-Founder Ares Management	22,090 11	0	0	0	0	22,090	0	0	22,090 11	
8	 Michael O'Sullivan General Counsel Snap Inc.	16,754 N/A	202	200	16,343	0	9	0	0	16,754 N/A	
9	 Stephen Kadenacy President Aecom	11,681 114	717	0	8,878	0	2,086	0	7,919	19,600 165	
10	 Collister Johnson President, COO Activision Blizzard Inc.	11,199 N/A	675	1,495	2,984	5,990	55	0	0	11,199 N/A	
11	 James Groch CFO CBRE Group Inc.	10,998 201	770	1,587	8,637	0	5	0	4,128	15,127 125	
12	 Gary Smalley Exec. V.P., CFO Tutor Perini Corp.	10,739 397	950	652	5,962	3,125	49	0	473	11,211 419	
13	 Michael Lafitte Co-Global Group President CBRE Group Inc.	10,142 216	700	1,481	7,957	0	5	0	3,453	13,595 123	
14	 Calvin Frese, Jr. Co-Global Group President CBRE Group Inc.	9,963 225	695	1,306	7,957	0	5	0	3,357	13,320 124	
15	 Spencer Neumann CFO Activision Blizzard Inc.	9,466 N/A	503	2,009	4,151	2,800	2	0	0	9,466 N/A	
16	 Stanford Kurland Chairman PennyMac Financial Services Inc.	9,458 -7	1,000	4,250	3,000	990	218	0	4,663	14,122 25	

¹ Includes salary, bonus, new stock grants and options, and other compensation.² Includes change in pension non-qualified deferred compensation earnings.³ Includes total company compensation plus the value of options exercised and stock grants that vested during the fiscal year.⁴ Appointed CEO effective January, 2018.

N/A - Not Applicable Note: Dollar figures in thousands. Information for this list was taken from Securities and Exchange Commission filings. Percent change from previous year is not applicable where the company or executive was not listed

last year. Bonus category includes both performance-based and cash bonuses. To the best of our knowledge, this information is accurate as of press time. While every effort is made to ensure the accuracy and thoroughness of the list, omissions and typographical errors sometimes occur. Please send corrections or additions on company letterhead to the Research Department, Los Angeles Business Journal, 5700 Wilshire Blvd., Suite 170, Los Angeles 90036. ©2018 Los Angeles Business Journal. This list may not be reprinted in whole or in part without prior written permission from the editor. Reprints are available from Wright's Media (877) 652-5295.

NON-CEO EXECUTIVE COMPENSATION

Rank	Executive • name • title • company name	Total Company Compensation • dollar value ¹ • percent change from 2016	Components of Total Company Compensation					Options Exercised	Grants Vested	Aggregate • dollar value ³ • percent change from 2016	Image
			Salary	Bonus	Stock Awards	Option Awards	All Other Compensation ²				
17	 Christine McCarthy Sr. Exec. V.P., CFO Walt Disney Co.	\$8,947 -12%	\$1,323	\$3,450	\$1,950	\$1,300	\$923	\$0	\$1,922	\$10,869 -32%	
18	 Richard Dickson President, COO Mattel Inc.	8,728 104	992	500	2,584	4,500	151	0	1,398	10,126 72	
19	 Kenneth Panzer COO Douglas Emmett Inc.	8,724 10	1,000	0	7,699	0	24	49,462	10,705	68,890 6	
20	 Alan Braverman Sr. Exec. V.P., General Counsel Walt Disney Co.	8,447 -24	1,565	3,600	1,878	1,252	152	3,944	3,625	16,016 8	
21	 Kevin Mayer Sr. Exec. V.P. Walt Disney Co.	8,435 -17	1,323	3,450	1,950	1,300	411	0	2,429	10,864 -15	
22	 John Molina CFO, 11/1980-5/2017 Molina Healthcare Inc.	8,014 49	318	0	3,418	0	4,277	1,492	9,344	18,850 186	
23	 Steven Udvar-Házy Chairman Air Lease Corp.	7,925 -18	1,800	2,549	3,267	0	308	53	3,421	11,399 -12	
24	 Bruce Karsh Co-Chairman, Chief Investment Officer Oaktree Capital Group	7,436 469	0	0	0	0	7,436	0	0	7,436 469	
25	 Thomas Andrews⁴ Exec. V.P., 1/2011-3/2018 Alexandria Real Estate Equities Inc.	6,884 3	525	995	4,751	0	614	0	3,157	10,042 6	
26	 James Frost President, COO Tutor Perini Corp.	6,701 60	1,000	1,170	3,035	1,372	124	0	10,696	17,397 315	
27	 Edward Coppola President Macerich Co.	6,698 -7	800	0	5,712	0	187	0	2,831	9,530 -10	
28	 Matt Windisch Exec. V.P. Kennedy-Wilson Holdings Inc.	6,603 16	600	4,000	1,548	0	456	0	5,719	12,322 53	
29	 Anthony Hooper Exec. V.P., Global Commercial Operations Amgen Inc.	6,553 -6	1,050	1,207	2,800	1,200	295	0	4,817	11,370 -24	
30	 Peter Moglia⁵ Chief Investment Officer Alexandria Real Estate Equities Inc.	6,450 31	525	1,020	4,751	0	155	0	2,675	9,126 29	
31	 Stephen Richardson⁵ COO, 10/2011-3/2018 Alexandria Real Estate Equities Inc.	6,433 20	525	995	4,751	0	162	0	12,204	18,636 143	
32	 Dean Shigenaga⁴ CFO, 2004-3/2018 Alexandria Real Estate Equities Inc.	6,430 14	525	995	4,751	0	159	0	3,276	9,706 13	
33	 John Reyes Sr. V.P., CFO Public Storage	6,230 -57	600	1,500	2,715	1,404	11	33,221	5,474	44,924 22	

¹ Includes salary, bonus, new stock grants and options, and other compensation.
² Includes change in pension non-qualified deferred compensation earnings.
³ Includes total company compensation plus the value of options exercised and stock grants that vested during the fiscal year.
⁴ Appointed Co-President effective April, 2018.
⁵ Appointed Co-CEO effective April, 2018.
 N/A - Not Applicable Note: Dollar figures in thousands. Information for this list was taken from Securities and Exchange

Commission filings. Percent change from previous year is not applicable where the company or executive was not listed last year. Bonus category includes both performance-based and cash bonuses. To the best of our knowledge, this information is accurate as of press time. While every effort is made to ensure the accuracy and thoroughness of the list, omissions and typographical errors sometimes occur. Please send corrections or additions on company letterhead to the Research Department, Los Angeles Business Journal, 5700 Wilshire Blvd., Suite 170, Los Angeles 90036. ©2018 Los Angeles Business Journal. This list may not be reprinted in whole or in part without prior written permission from the editor. Reprints are available from Wright's Media (877) 652-5295.

NON-CEO EXECUTIVE COMPENSATION *Continued from page 19*

Rank	Executive • name • title • company name	Total Company Compensation • dollar value ¹ • percent change from 2016	Components of Total Company Compensation					Options Exercised	Grants Vested	Aggregate • dollar value ³ • percent change from 2016	Image
			Salary	Bonus	Stock Awards	Option Awards	All Other Compensation ²				
34	 Kent Mouton General Counsel Kennedy-Wilson Holdings Inc.	\$6,101 7%	\$800	\$3,500	\$1,161	\$0	\$641	\$0	\$4,928	\$11,030 40%	
35	 Sean Harper Exec. V.P., Research and Development Amgen Inc.	6,056 -3	971	1,116	2,590	1,110	270	0	4,781	10,838 -24	
36	 Michael Guthrie CFO TrueCar Inc.	5,859 -6	400	106	1,085	2,134	2,134	6,461	1,856	14,176 128	
37	 David Meline Exec. V.P., CFO Amgen Inc.	5,858 -6	971	1,116	2,450	1,050	272	0	2,743	8,601 -1	
38	 Kuan Archer COO Green Dot Corp.	5,834 281	440	528	4,861	0	5	1,669	2,139	9,641 295	
39	 Dennis Durkin Chief Corporate Officer Activision Blizzard Inc.	5,802 232	871	916	3,288	700	27	5,533	8,712	20,047 133	
40	 Justin Enbody CFO Kennedy-Wilson Holdings Inc.	5,527 23	600	3,500	1,161	0	266	0	3,024	8,551 40	
41	 Scott Adelson Co-President Houlihan Lokey	5,518 -27	400	4,216	902	0	0	0	0	5,518 -27	
42	 Kathy Willard CFO Live Nation Entertainment Inc.	5,491 105	850	850	2,416	1,316	59	247	404	6,142 111	
43	 Michael Greenberg President Skechers USA Inc.	5,222 -23	3,231	1,502	0	0	489	0	4,883	10,105 2	
44	 Konrad Alt Chief Banking Officer Green Dot Corp.	5,137 N/A	52	58	5,026	0	1	0	0	5,137 N/A	
45	 M. Jayne Parker Senior Exec. V.P., Chief Human Resources Officer Walt Disney Co.	5,091 -9	851	1,570	1,320	880	469	0	2,134	7,225 -6	
46	 Michael Darrow Exec. V.P. TrueCar Inc.	5,050 N/A	333	102	1,657	2,948	9	0	0	5,050 N/A	
47	 John Frank Vice Chairman Oaktree Capital Group	4,984 -32	0	0	0	0	4,984	0	666	5,650 -30	
48	 Joseph Euteneuer CFO Mattel Inc.	4,777 N/A	242	0	2,587	1,900	49	0	0	4,777 N/A	
49	 Joseph White CFO Molina Healthcare Inc.	4,653 36	1,248	0	3,362	0	43	0	1,025	5,678 38	
50	 Michael McFerran CFO Ares Management	4,589 10	1,000	938	2,651	0	1	N/A	N/A	4,589 10	

¹ Includes salary, bonus, new stock grants and options, and other compensation.

² Includes change in pension non-qualified deferred compensation earnings.

³ Includes total company compensation plus the value of options exercised and stock grants that vested during the fiscal year.

N/A - Not Applicable Note: Dollar figures in thousands. Information for this list was taken from Securities and Exchange Commission filings. Percent change from previous year is not applicable where the company or executive was not listed

last year. Bonus category includes both performance-based and cash bonuses. To the best of our knowledge, this information is accurate as of press time. While every effort is made to ensure the accuracy and thoroughness of the list, omissions and typographical errors sometimes occur. Please send corrections or additions on company letterhead to the Research Department, Los Angeles Business Journal, 5700 Wilshire Blvd., Suite 170, Los Angeles 90036. ©2018 Los Angeles Business Journal. This list may not be reprinted in whole or in part without prior written permission from the editor. Reprints are available from Wright's Media (877) 652-5295.