

THE LIST

CHIEF EXECUTIVE COMPENSATION

LABJ Index company CEOs, ranked by 2018 total company compensation (all dollar figures in thousands)

▶ NEXT WEEK

International Companies with U.S. Headquarters in L.A. County

Rank	Executive • name • title • company name	Total Company Compensation • dollar value (in thousands) ¹ • percent change from 2017	Components of Total Company Compensation					Options Exercised	Grants Vested	Aggregate • dollar value (in thousands) ² • percent change from 2017	Image
			Salary	Bonus	Stock Awards	Option Awards	All Other Compensation ³				
1	 Robert Iger CEO, Chairman Walt Disney Co.	\$65,645 81%	\$2,875	\$18,000	\$35,352	\$8,271	\$1,147	\$32,980	\$11,063	\$109,688 23%	
2	 Vivek Shah CEO j2 Global Inc.	45,062 1,379	1,000	783	35,494	7,756	29	0	771	45,833 1,404	
3	 John Kilroy Jr. CEO, President Kilroy Realty Corp.	43,625 282	1,225	3,775	37,924	0	701	0	12,504	56,129 93	
4	 Michael Arougheti CEO, President, Co-Founder Ares Management Corp.	34,171 473	0	0	26,367	0	7,805	0	0	34,171 473	
5	 Robert Kotick CEO, President Activision Blizzard Inc.	30,841 7	1,757	2,462	7,496	19,038	89	0	0	30,841 (80)	
6	 Robert Greenberg CEO, Chairman Skechers USA Inc.	27,361 252	4,875	2,628	19,275	0	583	0	3,071	30,433 215	
7	 Ronald Tutor CEO, Chairman Tutor Perini Corp.	23,492 84	1,750	2,944	12,031	5,389	1,377	0	5,179	28,671 30	
8	 Robert Bradway CEO, President, Chairman Amgen Inc.	18,555 10	1,566	3,898	8,750	3,750	591	0	11,963	30,518 (2)	
9	 Ynon Kreiz CEO, Chairman Mattel Inc.	16,956 N/A	1,027	2,695	6,657	6,507	69	0	0	16,956 N/A	
10	 Gregg Mollins CEO, President ended 12/2018 Reliance Steel & Aluminum Co.	16,028 41	1,123	2,805	10,668	0	1,432	0	6,952	22,980 74	
11	 Michael Burke CEO, Chairman AECOM	15,666 (6)	1,466	2,475	11,307	0	418	621	13,579	29,866 9	
12	 Joseph Zubretsky CEO, President Molina Healthcare Inc.	15,220 (23)	1,300	3,900	10,000	0	20	0	0	15,220 (23)	
13	 Jon Feltheimer CEO Lions Gate Entertainment Corp.	14,415 (59)	1,500	10,000	0	2,739	176	0	963	15,378 (71)	
14	 Peter Dameris CEO Asgn Inc.	14,017 82	1,021	4,542	8,444	0	10	0	6	14,024 (31)	
15	 William McMorrow CEO, Chairman Kennedy-Wilson Holdings Inc.	13,427 (36)	1,500	4,500	5,709	0	1,718	0	8,040	21,467 (47)	
16	 Arthur Coppola CEO, Chairman, ended 12/2018 Macerich Co.	12,873 0	1,000	500	10,766	0	607	563	3,177	16,613 (4)	
17	 Joel Marcus CEO ended 4/2018, Executive Chairman Alexandria Real Estate Equities Inc.	11,807 (4)	1,010	2,273	8,271	0	253	0	9,918	21,725 (19)	

¹ Includes salary, bonus, new stock grants and options, and other compensation.

² Includes change in pension nonqualified deferred compensation earnings.

³ Includes total company compensation plus the value of options exercised and stock grants that vested during the fiscal year.

N/A - Not Applicable Note: Dollar figures in thousands. Information for this list was taken from Securities and Exchange Commission filings. Bonus category includes both performance-based and cash bonuses. To the best of our knowledge,

this information is accurate as of press time. While every effort is made to ensure the accuracy and thoroughness of the list, omissions and typographical errors sometimes occur. Please send corrections or additions on company letterhead to the Research Department, Los Angeles Business Journal, 5700 Wilshire Blvd., Suite 170, Los Angeles 90036. ©2019 Los Angeles Business Journal. This list may not be reprinted in whole or in part without prior written permission from the editor. Reprints are available from Wright's Media (877) 652-5295.

CHIEF EXECUTIVE COMPENSATION *Continued from page 11*

Rank	Executive • name • title • company name	Total Company Compensation • dollar value (in thousands) ¹ • percent change from 2017	Components of Total Company Compensation					Options Exercised	Grants Vested	Aggregate • dollar value (in thousands) ³ • percent change from 2017	Image
			Salary	Bonus	Stock Awards	Option Awards	All Other Compensation ²				
18	 Jeffrey Mezger CEO, President, Chairman KB Home	\$11,673 17%	\$1,150	\$6,443	\$4,000	\$0	\$80	\$1,479	\$5,113	\$18,265 (15%)	
19	 Michael Rapino CEO, President Live Nation Entertainment Inc.	11,592 (84)	3,000	8,400	0	0	192	80,817	4,894	97,303 7	
20	 Robert Sulentic CEO, President CBRE Group Inc.	10,335 20	998	2,533	6,800	0	5	0	6,498	16,833 17	
21	 Pedro Pizarro CEO, President Edison International	9,778 0	1,220	0	3,063	3,063	2,432	0	851	10,628 3	
22	 Ronald Havner Jr. CEO ended 12/2018, Chairman Public Storage	9,182 (13)	1,000	2,000	4,861	1,310	11	16,124	7,521	32,827 11	
23	 Jordan Kaplan CEO, President Douglas Emmett Inc.	8,738 0	1,000	0	7,701	0	37	0	11,934	20,673 (70)	
24	 Mitchell Butier CEO, President Avery Dennison Corp.	8,710 (3)	1,133	1,742	5,581	0	254	0	11,777	20,487 7	
25	 Victor Herrero CEO Guess Inc.	8,644 112	1,200	3,600	3,800	0	44	0	1,423	10,067 101	
26	 Gary Burnison CEO Korn/Ferry International	8,643 115	910	4,184	3,513	0	36	0	1,273	9,917 37	
27	 Todd Stevens CEO, President California Resources Corp.	7,735 59	867	1,200	4,680	520	467	N/A	N/A	7,735 39	
28	 John Plueger CEO, President Air Lease Corp.	7,672 (5)	1,000	2,400	4,148	0	125	0	3,365	11,037 (36)	
29	 Dominic Ng CEO, Chairman East West Bancorp Inc.	7,588 2	1,200	1,621	4,671	0	96	0	12,219	19,807 16	
30	 Stephen Richardson Co-CEO Alexandria Real Estate Equities Inc.	7,449 16	625	1,406	5,259	0	158	0	3,127	10,576 64	
31	 Peter Moglia Co-CEO, Co-Chief Investment Officer Alexandria Real Estate Equities Inc.	7,447 15	625	1,406	5,259	0	157	0	2,937	10,385 61	
32	 Robert Mehrabian CEO, President, Chairman ended 12/18 Teledyne Technologies Inc.	7,381 (10)	995	1,784	1,704	2,264	635	15,298	3,017	25,697 180	
33	 Deepak Chopra CEO, Chairman, President OSI Systems Inc.	7,310 3	1,000	1,750	4,349	0	212	3,751	13,379	24,440 54	
34	 Jay Wintrob CEO Oaktree Capital Group	6,649 (57)	0	0	1,134	0	5,514	0	2,284	8,933 (47)	

¹ Includes salary, bonus, new stock grants and options, and other compensation.






























² Includes change in pension nonqualified deferred compensation earnings.

³ Includes total company compensation plus the value of options exercised and stock grants that vested during the fiscal year.

N/A - Not Applicable Note: Dollar figures in thousands. Information for this list was taken from Securities and Exchange Commission filings. Bonus category includes both performance-based and cash bonuses. To the best of our knowledge,

this information is accurate as of press time. While every effort is made to ensure the accuracy and thoroughness of the list, omissions and typographical errors sometimes occur. Please send corrections or additions on company letterhead to the Research Department, Los Angeles Business Journal, 5700 Wilshire Blvd., Suite 170, Los Angeles 90036. ©2019 Los Angeles Business Journal. This list may not be reprinted in whole or in part without prior written permission from the editor. Reprints are available from Wright's Media (877) 652-5295.

CHIEF EXECUTIVE COMPENSATION *Continued from page 12*

Rank	Executive • name • title • company name	Total Company Compensation • dollar value (in thousands) ¹ • percent change from 2017	Components of Total Company Compensation					Options Exercised	Grants Vested	Aggregate • dollar value (in thousands) ³ • percent change from 2017	Image
			Salary	Bonus	Stock Awards	Option Awards	All Other Compensation ²				
35	 Scott Beiser CEO Houlihan Lokey Inc.	\$6,626 60%	\$400	\$5,410	\$817	\$0	\$0	\$0	\$1,141	\$7,767 88%	
36	 Adam Miller CEO, President Cornerstone OnDemand Inc.	6,555 17	500	790	4,880	0	385	0	1,021	7,576 16	
37	 Mohan Maheswaran CEO, President Semtech Corp.	6,465 34	600	733	5,070	0	62	0	5,635	12,100 83	
38	 Victor Coleman CEO, Chairman, President Hudson Pacific Properties Inc.	6,361 6	825	1,495	3,930	0	111	0	6,075	12,435 (8)	
39	 David Overton CEO, Chairman Cheesecake Factory Inc.	6,267 22	995	930	2,099	2,096	147	2,083	1,825	10,175 34	
40	 Matthew Wagner CEO PacWest Bancorp	6,239 11	1,000	1,121	2,950	0	1,167	0	2,764	9,003 14	
41	 Alan Auerbach CEO, President, Chairman Puma Biotechnology Inc.	6,153 121	757	541	2,169	2,672	12	0	3,602	9,755 61	
42	 Richard Goudis CEO ended 1/18 Herbalife Nutrition Ltd.	6,102 (8)	1,000	0	5,000	0	102	56,697	0	62,800 846	
43	 Dan Batrack CEO, Chairman Tetra Tech Inc.	5,997 11	938	1,259	2,905	857	39	4,122	6,774	16,894 22	
44	 David Spector CEO, President PennyMac Financial Services Inc.	5,778 (3)	750	2,900	1,550	501	76	0	1,553	7,331 (5)	
45	 Eileen Drake CEO, President Aerojet Rocketdyne Holdings Inc.	5,535 55	806	1,590	2,714	412	12	0	2,506	8,041 96	
46	 Steven Streit CEO, President Green Dot Corp.	5,504 20	750	1,125	3,629	0	0	20,809	16,744	43,057 138	
47	 Therese Tucker CEO BlackLine Inc.	4,749 744	380	331	2,028	2,010	0	0	0	4,749 744	
48	 Michael Frankel Co-CEO Rexford Industrial Realty Inc.	4,658 25	550	275	3,818	0	15	0	6,018	10,677 96	
	 Howard Schwimmer Co-CEO Rexford Industrial Realty Inc.	4,658 24	550	275	3,818	0	15	0	6,018	10,677 95	
50	 Josh Marks CEO Global Eagle Entertainment Inc.	4,558 272	471	0	2,559	1,480	48	0	0	4,558 272	

¹ Includes salary, bonus, new stock grants and options, and other compensation.

² Includes change in pension nonqualified deferred compensation earnings.

³ Includes total company compensation plus the value of options exercised and stock grants that vested during the fiscal year.

N/A - Not Applicable Note: Dollar figures in thousands. Information for this list was taken from Securities and Exchange Commission filings. Bonus category includes both performance-based and cash bonuses. To the best of our knowledge,

this information is accurate as of press time. While every effort is made to ensure the accuracy and thoroughness of the list, omissions and typographical errors sometimes occur. Please send corrections or additions on company letterhead to the Research Department, Los Angeles Business Journal, 5700 Wilshire Blvd., Suite 170, Los Angeles 90036. ©2019 Los Angeles Business Journal. This list may not be reprinted in whole or in part without prior written permission from the editor. Reprints are available from Wright's Media (877) 652-5295.