













THE LIST

COMMUNITY COLLEGES

Ranked by number of full-time equivalent students in fall 2019

Rank		Institution • name • address • website	Fall 2019 Enrollment • full-time equivalent ¹ • total	2018-2019 Degrees Awarded • associate	Faculty • full-time • part-time • total employees	Profile • year established	Top Executive • name • title • phone	
1		Mt. San Antonio College 1100 N. Grand Ave. Walnut 91789; mtsac.edu	13,301 37,359	3,710	1,209 885 2,094	1946	William Scroggins CEO, President (909) 274-7500	
2		Pasadena City College 1570 E. Colorado Blvd. Pasadena 91106; pasadena.edu	10,757 29,057	6,076	871 765 1,636	1924	Erika Endrijonas Superintendent, President (626) 585-7123	
3		Santa Monica College 1900 Pico Blvd. Santa Monica 90405; smc.edu	10,287 29,742	3,536	910 1,000 1,910	1929	Kathryn Jeffery CEO, President (310) 434-4000	
4		East Los Angeles College 1301 Avenida Cesar Chavez Monterey Park 91754; elac.edu	9,846 38,355	2,703	746 614 1,360	1945	Alberto Román Interim President (323) 265-8650	
5		Long Beach City College 4901 E. Carson St. Long Beach 90808; lbcc.edu	9,082 25,539	2,413	921 703 1,624	1927	Lou Anne Bynum Interim Superintendent and President (562) 938-4353	
6		El Camino College 16007 Crenshaw Blvd. Torrance 90506; elcamino.edu	8,424 24,271	3,652	818 637 1,455	1947	Dena Maloney Superintendent, President (866) 352-2646	

¹ A full-time equivalent student is a fiscal calculation used to determine the number of students enrolled in the equivalent of a full course load of units. Note: Information for this list was obtained from the California Community Colleges Office of the Chancellor and representatives of the institutions. To the best of our knowledge, this information is accurate as of press time. While every effort is made to ensure the accuracy and thoroughness of the list, omissions and typographical errors sometimes

occur. Please send corrections or additions on company letterhead to the Research Department, Los Angeles Business Journal, 11150 Santa Monica Blvd., Suite 350, Los Angeles 90025. ©2020 Los Angeles Business Journal. This list may not be reprinted in whole or in part without prior written permission from the editor. Reprints are available from Wright's Media (877)652-5295.

Researched by Joshua Niv

Continued on page 36

COMMUNITY COLLEGES *Continued from page 35*

Rank		Institution • name • address • website	Fall 2019 Enrollment • full-time equivalent ¹ • total	2018-2019 Degrees Awarded • associate	Faculty • full-time • part-time • total employees	Profile • year established	Top Executive • name • title • phone	
7		Cerritos College 11110 Alondra Blvd. Norwalk 90650; cerritos.edu	8,139 23,708	2,393	635 594 1,229	1955	Jose Fierro Superintendent, President (562) 860-2451	
8		College of the Canyons 26455 Rockwell Canyon Road Santa Clarita 91355; canyons.edu	6,461 20,019	2,830	637 618 1,255	1969	Dianne Van Hook Chancellor (661) 259-7800	
9		Rio Hondo College 3600 Workman Mill Road Whittier 90601; riohondo.edu	6,149 19,870	2,392	529 411 940	1960	Teresa Dreyfuss Acting Superintendent and President (562) 692-0921	
10		Los Angeles Pierce College 6201 Winnetka Ave. Woodland Hills 91371; piercecollege.edu	6,108 20,060	4,212	232 429 970	1947	Alexis Montevirgen President (818) 710-4100	
11		Glendale Community College 1500 N. Verdugo Road Glendale 91208; glendale.edu	5,740 16,998	1,050	570 523 1,093	1927	David Viar Superintendent, President (818) 240-1000	
12		Citrus College 1000 W. Foothill Blvd. Glendora 91741; citruscollege.edu	5,145 12,983	2,658	498 146 644	1915	Geraldine Perri Superintendent, President (626) 963-0323	
13		Los Angeles Valley College 5800 Fulton Ave. Valley Glen 91401; lavc.edu	5,126 16,915	1,565	448 354 802	1949	Barry Gribbons President (818) 947-2600	
14		Antelope Valley College 3041 W. Ave. K Lancaster 93536; avc.edu	4,987 14,144	2,078	498 457 955	1929	Ed Knudson Superintendent, President (661) 722-6300	
15		Los Angeles Trade-Technical College 400 W. Washington Blvd. Los Angeles 90015; lattc.edu	4,870 14,330	539	432 298 730	1925	Katrina VanderWoude President (213) 763-7000	
16		Los Angeles City College 855 N. Vermont Ave. Los Angeles 90029; lacitycollege.edu	4,666 17,794	1,240	459 367 826	1929	Mary Gallagher President (323) 953-4000	
17		West Los Angeles College 9000 Overland Ave. Culver City 90230; wlac.edu	3,564 11,928	1,284	309 279 588	1969	James Limbaugh President (310) 287-4200	
18		Los Angeles Mission College 13356 Eldridge Ave. Sylmar 91342; lamission.edu	2,994 10,714	1,387	264 255 519	1975	Monte Perez President (818) 364-7600	
19		Los Angeles Harbor College 1111 Figueroa Place Wilmington 90744; lahc.edu	2,737 8,351	1,671	243 237 480	1949	Otto Lee President (310) 233-4000	
20		Compton College 1111 E. Artesia Blvd. Compton 90221; compton.edu	1,992 5,720	679	120 176 296	1927	Keith Curry CEO (310) 900-1600	
21		Los Angeles Southwest College 1600 W. Imperial Highway Los Angeles 90047; lasc.edu	1,902 7,396	801	233 213 446	1967	Seher Awan President (323) 241-5321	

¹ A full-time equivalent student is a fiscal calculation used to determine the number of students enrolled in the equivalent of a full course load of units.
Note: Information for this list was obtained from the California Community Colleges Office of the Chancellor and representatives of the institutions. To the best of our knowledge, this information is accurate as of press time. While every effort is made to ensure the accuracy and thoroughness of the list, omissions and typographical errors sometimes

occur. Please send corrections or additions on company letterhead to the Research Department, Los Angeles Business Journal, 11150 Santa Monica Blvd., Suite 350, Los Angeles 90025. ©2020 Los Angeles Business Journal. This list may not be reprinted in whole or in part without prior written permission from the editor. Reprints are available from Wright's Media (877)652-5295.