

THE LIST

SHIPPING LINES

Ranked by 2019 container volume at ports of L.A. and Long Beach

► **NEXT WEEK**
Credit Unions

Rank	Company • name • local address	Total Containers ¹ • 2019 • 2018	Trade Breakdown ²		Port Breakdown ³		Headquarters	Top Local Executive • name • title • phone	Image
			Imports • 2019 • 2018	Exports • 2019 • 2018	Los Angeles • 2019 • 2018	Long Beach • 2019 • 2018			
1	 Ocean Network Express 1281 Pier J Avenue Long Beach CA Long Beach 90802	1,558,109 1,079,415	1,085,775 815,007	472,334 264,408	1,163,144 790,115	394,965 289,300	Singapore	Bob Liu Area Manager (844) 413-6029	
2	 Evergreen Line 6021 Katella Ave., Suite 200 Cypress 90630	1,164,287 1,176,555	974,219 932,224	190,068 244,331	1,086,878 1,053,583	77,409 122,972	Taipei, Taiwan	Vincent Lin EVP (714) 822-6800	
3	 Mediterranean Shipping Co. 575 Anton Blvd., Suite 720 Costa Mesa 92626	1,042,841 1,209,165	794,943 914,656	247,898 294,509	334,107 454,976	708,734 754,189	Geneva	Bob Magna VP (714) 708-3584	
4	 China Ocean Shipping Co. 588 Harbor Scenic Way, Third Floor Long Beach 90802	1,014,486 1,143,427	827,652 925,433	186,834 217,994	380,903 451,636	633,583 691,791	Shanghai	Jigang Lu President (213) 689-6700	
5	 Orient Overseas Container Line 111 W. Ocean Blvd. Suite 1700 Long Beach 90802	1,007,678 1,049,258	700,800 724,098	306,878 325,160	328,821 315,075	678,857 734,183	Hong Kong	Brian Cook Operations Manager (562) 499-2600	
6	 American President Lines 18200 Von Karman Ave., Suite 790 Irvine 92612	830,550 890,268	632,221 698,716	198,329 191,552	750,872 779,850	79,678 110,418	Singapore	Ed Aldridge President, North America (310) 548-8815	
7	 CMA CGM Group 3501 Jamboree Road, Suite 4400 North Tower Newport Beach 92660	787,263 827,654	548,110 599,610	239,153 228,044	476,704 432,697	310,559 394,957	Marseilles, France	Tom Harrold Director, Marine and Terminal Operations Flora Blosser Director of Sales, West Coast Import (757) 961-2100	
8	 Maersk Lines 18401 Von Karman Ave., Suite 430 Irvine 92612	743,726 876,661	564,887 658,644	178,839 218,017	348,578 444,584	395,148 432,077	Copenhagen, Denmark	Narin Phol Regional Managing Director, North America (714) 428-5366	
9	 Hyundai Merchant Marine 14251 E. Firestone Blvd., Second Floor La Mirada 90638	705,411 714,458	530,358 531,887	175,053 182,571	431,063 354,717	274,348 359,741	Seoul, South Korea	Ramy Gobran VP (562) 345-2021	
10	 Yang Ming Marine 3401 Rio Hondo Ave. El Monte 91731	588,001 568,846	403,837 418,248	184,164 150,598	474,178 428,704	113,823 140,142	Keelung, Taiwan	Greg Krueger VP (626) 782-9797	
11	 Hapag-Lloyd Line 555 E. Ocean Blvd., Suite 300 Long Beach 90802	428,039 439,753	305,350 310,788	122,689 128,965	257,720 281,845	170,319 157,908	Hamburg, Germany	Eduardo Cestafe Director (562) 435-0771	
12	 SM Line 1750 E. Northrop Blvd., Suite 140 Chandler 85286	363,099 351,765	279,497 269,493	83,602 82,272	38 19	363,061 351,746	Seoul, South Korea	Mike Frayer Sales Director (480) 588-3200	
13	 Pacific International Line (PTE) Ltd. 5150 E. Pacific Coast Highway, Suite 790 Long Beach 90804	323,604 313,235	268,789 287,263	54,815 25,972	53,632 104,059	269,972 209,176	Singapore	Ernie Kuo VP (562) 961-5320	
14	 Wan Hai Lines Ltd. 249 E. Ocean Blvd., Suite 212 Long Beach 90802	196,518 182,998	148,028 155,634	48,490 27,364	44,944 72,049	151,574 110,949	Taipei, Taiwan	Tim Murphy Director of Trans-Pacific Trade (562) 901-9400	
15	 Hamburg Süd 400 Oceangate, Suite 1106 Long Beach 90802	192,702 191,404	131,820 130,090	60,882 61,314	43,520 41,573	149,182 149,831	Hamburg, Germany	Felix Brecker Director (562) 366-7500	
16	 Matson Navigation Co. Inc. 1521 Pier C St. Long Beach 90813	127,207 123,749	104,421 103,192	22,786 20,557	40 8,993	127,167 114,756	Oakland	Tom Good VP, Sales (562) 495-8602	
17	 SeaLand 2801 S.W. 149th Ave., Suite 400 Miramar, Fla. 33027	51,163 39,065	29,618 17,469	21,545 21,596	31,719 31,543	19,444 7,522	Miramar, Fla.	Craig Mygatt* CEO (844) 474-4775	

¹ Twenty-foot equivalent units.

² The number of imports and exports at the Los Angeles and Long Beach ports.









³ The total number of imports and exports at each port at Los Angeles and Long Beach.

⁴ Top local executive not available.

NA - Not Available. N/A - Not Applicable. Note: Container data was provided by PIERS from IHS Markit. Companies are ranked by the number of loaded containers carried through the ports of Los Angeles and Long Beach. To the best of our

knowledge, this information is accurate as of press time. While every effort is made to ensure the accuracy and thoroughness of the list, omissions and typographical errors sometimes occur. Please send corrections or additions on company letterhead to the Research Department, Los Angeles Business Journal, 11150 Santa Monica Blvd., Suite 350, Los Angeles 90025. ©2020 Los Angeles Business Journal. This list may not be reprinted in whole or in part without prior written permission from the editor. Reprints are available from Wright's Media (877) 652-5295.

SHIPPING LINES *Continued from page 17*

Rank	Company • name • local address	Total Containers ¹ • 2019 • 2018	Trade Breakdown ²		Port Breakdown ³		Headquarters	Top Local Executive • name • title • phone
			Imports • 2019 • 2018	Exports • 2019 • 2018	Los Angeles • 2019 • 2018	Long Beach • 2019 • 2018		
18	 ANL Container Line 3501 Jamboree Road, Suite 300 Newport Beach 92620	34,865 39,624	13,252 15,747	21,613 23,877	43 62	34,822 39,562	Melbourne, Australia	Andrew Gray VP, North America (877) 266-5875
19	 Zim Integrated Shipping Services 555 E. Ocean Blvd., Suite 700 Long Beach 90802	13,109 12,228	7,537 6,965	5,572 5,263	4,413 3,122	8,696 9,106	Haifa, Israel	Elise Ha VP, West Coast Branch (562) 506-2863
20	 Polynesian Lines Ltd. 899 Northgate Drive, Suite 200 San Rafael 94903	7,903 8,389	5,355 5,633	2,548 2,756	0 0	7,903 8,389	Pago Pago, American Samoa	Alex Pattison Country Manager (415) 256-1400
21	 Safmarine 2913 El Camino Real, Suite 815 Tustin 92782	7,257 5,888	5,780 5,274	1,477 614	4,803 4,019	2,454 1,869	Antwerp, Belgium	Omar Shamsie Regional Managing Director, North America (866) 866-4723
22	 Cool Carriers Shipping 1500 Palma Drive, Suite 280 Ventura 93003	1,565 0	1,557 0	8 0	1,565 0	0 0	Stockholm, Sweden	Fredrik Sjöstrand Head of Operations (805) 488-1222
23	 Seatrade Group N.V. Presidente R. Betancourt Blvd. 2 Willemstad, Curacao	782 1,061	782 1,061	0 0	782 1,061	0 0	Curacao	Ronald Ludovicus van Der Born Managing Director info@streamlinesnv.com
24	 Great White Fleet 1855 Griffin Road, Suite C - 436 Dania Beach 33004	204 0	0 0	204 0	0 0	204 0	Dania Beach, Fla.	Simon Cole ⁴ North American Sales Manager (888) 724-5493
25	 BBC Chartering 6565 W. Loop South, Suite 200 Bellaire, Texas 77401	77 0	77 0	0 0	7 0	70 0	Leer, Germany	Per Petersen ⁴ President (713) 668-4020

¹ Twenty-foot equivalent units.
² The number of imports and exports at the Los Angeles and Long Beach ports.
³ The total number of imports and exports at each port at Los Angeles and Long Beach.
⁴ Top local executive not available.
 NA - Not Available. N/A - Not Applicable. Note: Container data was provided by PIERS from IHS Markit. Companies are ranked by the number of loaded containers carried through the ports of Los Angeles and Long Beach. To the best of our

knowledge, this information is accurate as of press time. While every effort is made to ensure the accuracy and thoroughness of the list, omissions and typographical errors sometimes occur. Please send corrections or additions on company letterhead to the Research Department, Los Angeles Business Journal, 11150 Santa Monica Blvd., Suite 350, Los Angeles 90025. ©2020 Los Angeles Business Journal. This list may not be reprinted in whole or in part without prior written permission from the editor. Reprints are available from Wright's Media (877) 652-5295.

Researched by Joshua Niv



WE'RE BUILDING HEALTHIER COMMUNITIES



TO BREAK CYCLES OF VIOLENCE, EVERYONE MUST BE PART OF THE SOLUTION
Kande Lewis, President & CEO



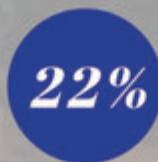
EVERY **9** seconds in the US a woman is assaulted or beaten.



25% of men have experience some form of physical violence by an intimate partner



MORE THAN **69%** of women who have been abused first experience it between the ages of 11-24.



22% of intimate partner homicide victims are Black women, though they only make up 7% of the US population.

YOUR DONATION CAN SAVE A LIFE... A TAX DEDUCTIBLE DONATION TO THE POSITIVE RESULTS CENTER CAN HELP BREAK THE CYCLE OF VIOLENCE...



Your gift of \$50 provides Financial Literacy Workshops

\$50

Your gift of \$200 helps with Food and Emergency Shelter

\$200

Your gift of \$250 provides Mental Health Trauma Services

\$250

www.prc123.org
(323) 787-9252

 **PRC123**
 **ThePositiveResults**
 **KandeeRLewis**